

TECHNICAL SPECIFICATION

Anti-vibration material supplied in panels, thickness 10^(*)/20/30/50 mm, produced using fibres and granules of SBR rubber (Stirene Butadiene Rubber) and granules of EPDM rubber (Ethylene Propylene Diene Monomer), selected and compacted using a polyurethane glue in a hot process. A non-woven, non-stretch waperproof synthetic membrane is applied on one side of panel, for added protection; density 500 kg/m³. Panels dimensions are m 1 lenght, m 1 width.



AREA OF APPLICATION	COMPRESSION LOAD	DEFLECTION
Static range of use (static loads)	0,05 N/mm ²	10%
Operating load range (static plus dynamic loads)	0,05 ÷ 0,35 N/mm ²	10% ÷ 30%
Load peaks (short term, infrequent loads)	1,00 N/mm ²	50%

AREA OF APPLICATION

AREA OF APPLICATION						
						MEGAMAT ME 950
						MEGAMAT ME 800
						MEGAMAT ME 650
						MEGAMAT ME 500
						PAD / STRIPE
						MEGAPOINT

specific load (N/mm²)

PHYSICAL CHARACTERISTICS	Standard	Unit	ME 10/EPM	ME 500	Tolerance
Thickness		mm	10	20/30/50	± 2
Length		m	1,00		± 0,01
Width		m	1,00		± 0,01
Density		kg/m ³	700	500	± 5%
Backing superficial mass		g/m ²	110		
Colour			grey/red	black/red	

ACOUSTIC CHARACTERISTICS	Standard	Unit	ME 10/EPM	ME 500	Tolerance
Stress at strain 10%	UNI 11059	N/mm ²	0,100	0,063	± 10%
Static Modulus of Elasticity (Es) - strain 10%	UNI 11059	N/mm ²	1,020	0,623	± 10%
Dynamic Modulus of Elasticity (Ed) - strain 10%	UNI 11059	N/mm ²	1,850	1,750	± 10%
Static Shear Modulus (Gs)	ISO 1827	N/mm ²	-	0,164	± 10%
Loss factor (η)	UNI 11059		0,134	0,143	± 0,009%

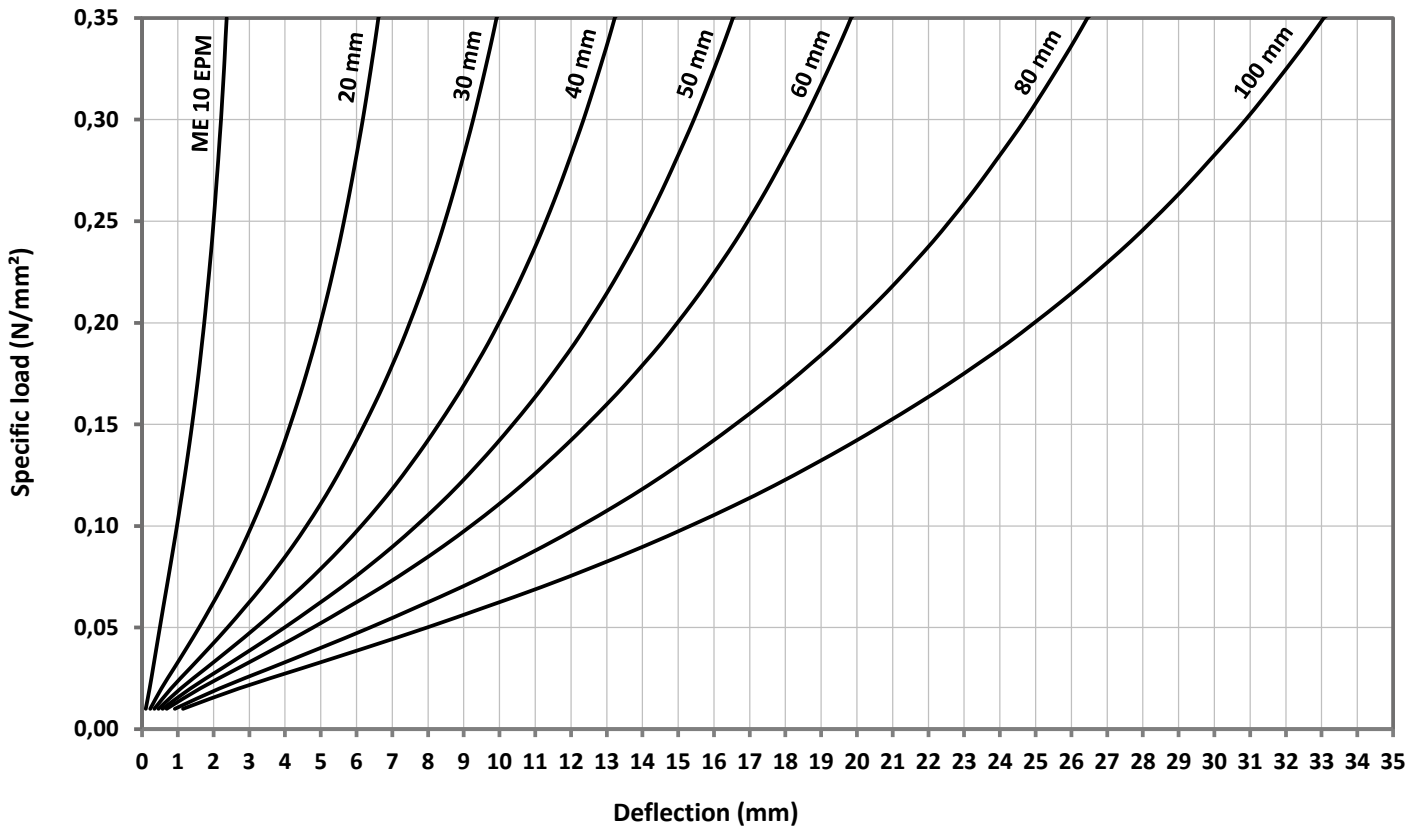
TECHNICAL CHARACTERISTICS	Standard	ME 10/EPM	ME 500	Tolerance
Temperature range of use		-20 °C / +110 °C		± 5%
Inflammability	EN 13501-1	E		

NOTES

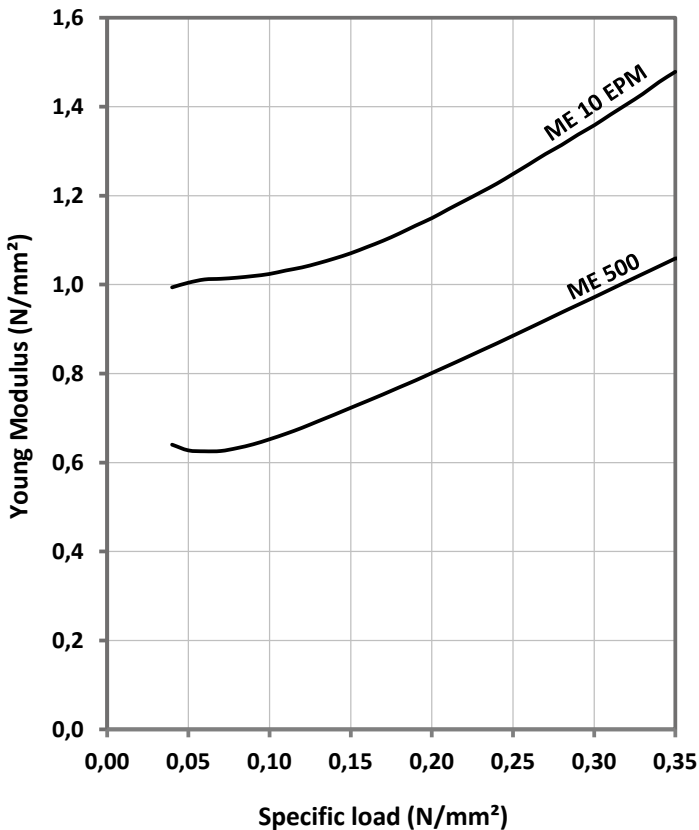
(*) The product ME10/EPM is composed completely of EPDM rubber granules; density 700 kg/m³, 10 mm thickness

The suggestions and technical information given above represent our knowledge regarding the properties and the product's uses. ISOLGOMMA reserve the right to modify or update this data without prior notice. This document is the property of ISOLGOMMA and all rights are therefore reserved.

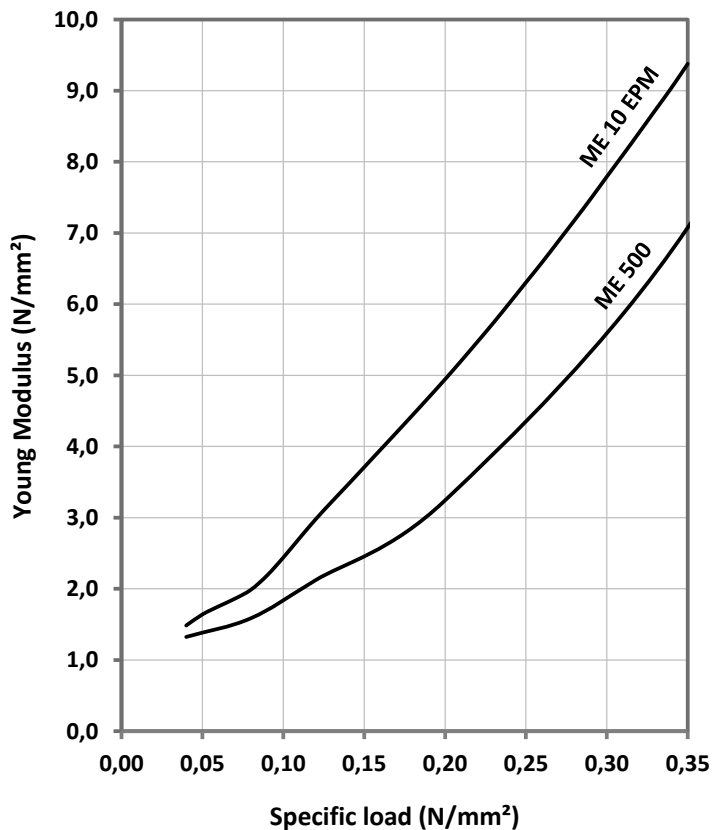
LOAD DEFLECTION CURVE



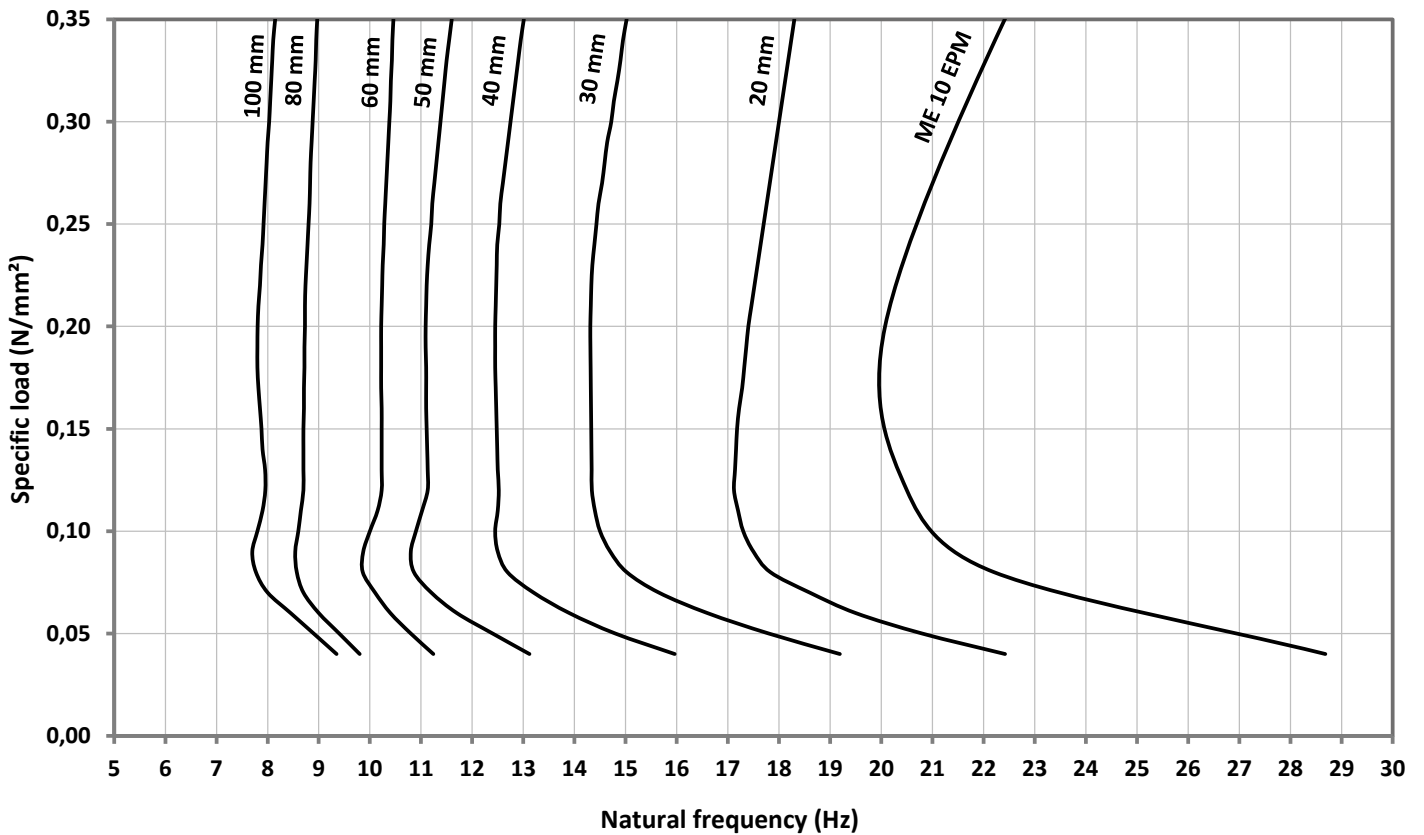
STATIC MODULUS OF ELASTICITY



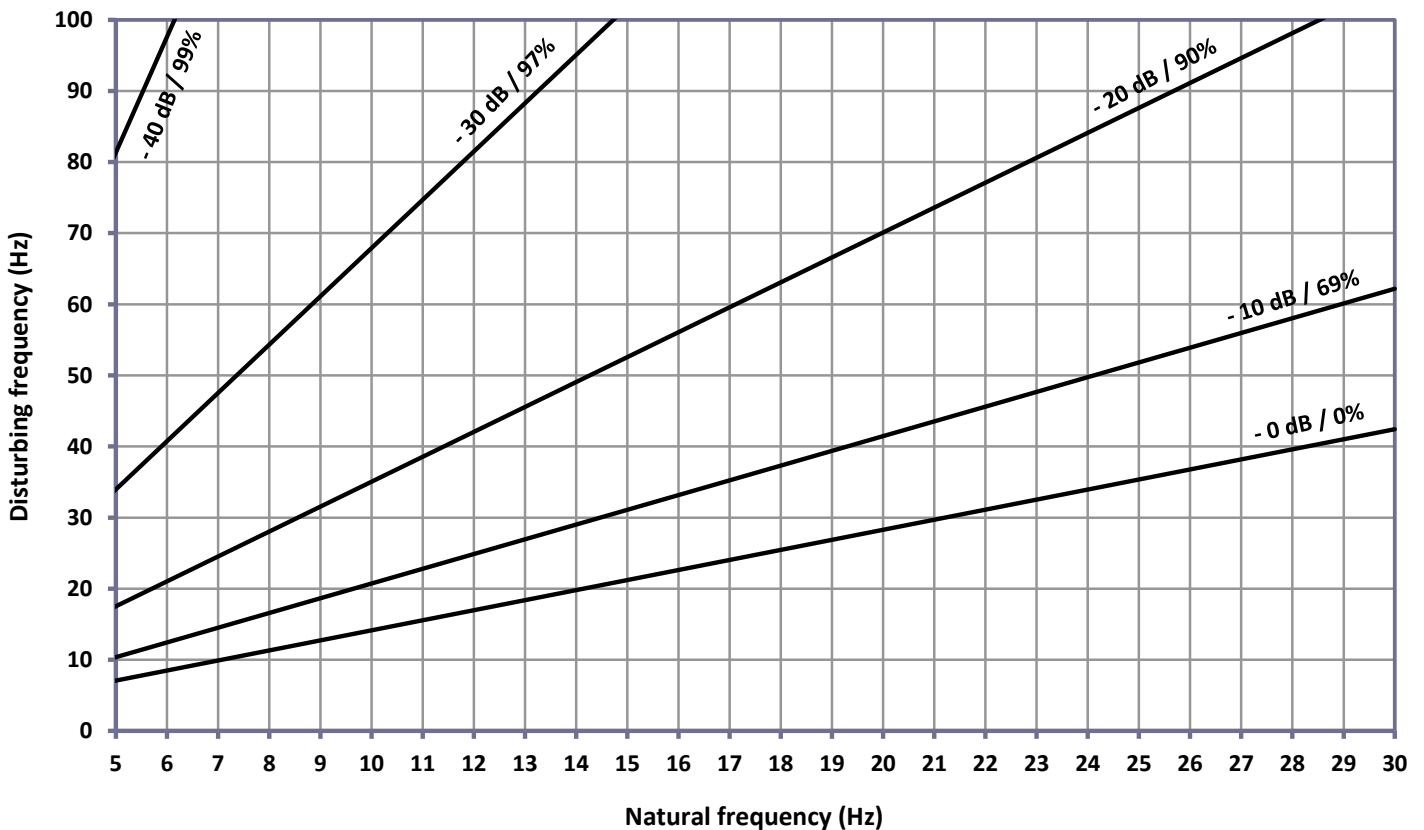
DYNAMIC MODULUS OF ELASTICITY



NATURAL FREQUENCY



VIBRATION ISOLATION EFFICIENCY



INSTALLATION INSTRUCTIONS



FLOATING FLOORS
INSULATION FOR
MACHINERIES



Build the containment foundation pit, taking care that the surfaces of the base and sides are clean and free of bumps.



Lay the Megamat panels taking care of placing them without leaving gaps or cavities along the edges of the joints.



MACHINERIES
INSULATION ON
FLOATING
FOUNDATION



Glue the panels to the pit walls using Selena Tytan 60s glue.



Seal the horizontal and vertical joints carefully with the Stik tape.



FOUNDATIONS
INSULATION



Build the concrete foundation in the pit directly on the Megamat layer.