


PROFILE

TECHNICAL SPECIFICATION

Edging stripes for floors screed made of polyethylene, grey colour, thickness mm with adhesive on the two external sides. The dimensions are: base cm, height cm, density kg/m³.



PHYSICAL CHARACTERISTICS	Unit	5/15	10/20	Tolerance
Nominal thickness	mm	6		± 10%
Length (L)	m	1,50		± 1%
Height (h)	mm	150	200	± 5
Width (b)	mm	50	100	± 5
Density	kg/m ³	31,5		± 1,5



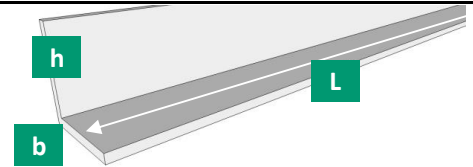
PROFILE FLAT 5/15

TECHNICAL SPECIFICATION

Acoustic Insulation strip available in rolls made of 6 mm thickness made of polyethylene grey colour, 22-25 kg/m³ density. It is flat with adhesive, pre-cut on the corner line in order to facilitate the strip bending . Base 5 cm, height 15 cm



PHYSICAL CHARACTERISTICS	Unit	5/15	Tolerance
Nominal thickness	mm	6	± 10%
Length (L)	m	50,0	± 1%
Height (h)	mm	150	± 5
Width (b)	mm	50	± 5
Density	kg/m ³	23,5	± 1,5



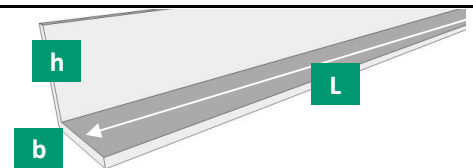
PROFILE FLAT 5/15 RA

TECHNICAL SPECIFICATION

Acoustic Insulation strip available in rolls made of 6 mm thickness made of polyethylene grey colour, 22-25 kg/m³ density. It is flat with adhesive, pre-cut on the corner line in order to facilitate the strip bending . Base 5 cm, height 15 cm; equipped with a band made of polyethylene for the overlap of heating panels.



PHYSICAL CHARACTERISTICS	Unit	FLAT 5/15 RA	Tolerance
Nominal thickness	mm	6	± 10%
Length (L)	m	50,0	± 1%
Height (h)	mm	150	± 5
Width (b)	mm	50	± 5
Density	kg/m ³	23,5	± 1,5




The suggestions and technical information given above represent our knowledge regarding the properties and the product's uses. ISOLGOMMA reserve the right to modify or update this data without prior notice. This document is the property of ISOLGOMMA and all rights are therefore reserved.

PROFYLE CORNER

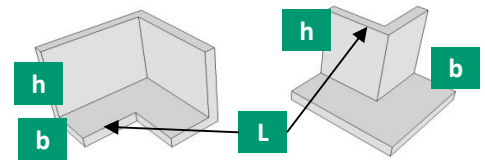
TECHNICAL SPECIFICATION

Acoustic Insulation Corners made of Polyethylene grey colour of 6 mm thickness, pre-shaped at 90° and 270° with adhesive on the two external sides. Base 5 cm, height 15 cm, length 10 cm; density 22±25 kg/m³



PHYSICAL CHARACTERISTICS

	Unit	90°	270°	Tolerance
Nominal thickness	mm	6		± 10%
Length (L)	mm	100		± 1%
Height (h)	mm	150		± 5
Width (b)	mm	50		± 5
Density	kg/m ³	23,5		± 1,5



TECHNICAL CHARACTERISTICS

	Standard	Unit	PROFYLE	Tolerance
Colour			grey	
Dynamic stiffness s'		MN/m ³	36 ⁽¹⁾	± 2
Thermal conductivity coefficient (λ)	EN 12667	W/m K	0,035	
Fire grade	EN 13501-1		F	

⁽¹⁾ Measurement executed in deviation from norm EN 29052-1, without applying plaster on the test sample

INSTALLATION INSTRUCTIONS




Clean the applying surfaces from dirty and sharp parts




Insulate the acute corners with the "Profile" strip by cutting it as shown in the drawing.




Remove the protection film



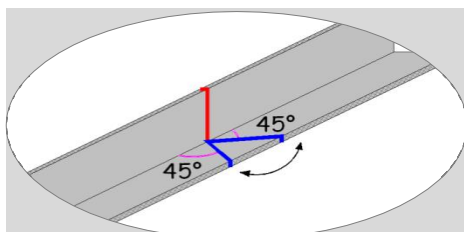
Insulate the obtuse corners with the "Profile" strip by cutting it as shown in the drawing.



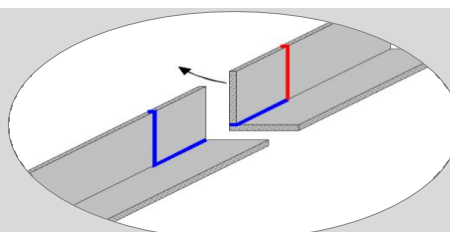
Glue the strip on both floor and wall surfaces by the external profile strip surfaces



Apply the Profyle all along the walls room perimeter, as shown in the drawing



Cut along the blue line



Cut along the red line

