


## TECHNICAL SPECIFICATION

..... mm acoustic insulation rolls, made of EPDM (Ethylene Propylene Diene Monomer) rubber granules compacted using a latex binder in a hot process. A grey synthetic, 90g/m<sup>2</sup> non woven anti-stretch backing is applied on one side. The dimensions of the roll are: 500 cm length, 104 cm width including 4 cm adhesive side border for rolls overlapping during installation. The total mass surface is ..... kg/m<sup>2</sup> and dynamic stiffness (s<sup>1</sup>) is ..... MN/m<sup>3</sup>.



[Other version available](#)  
PTB ( waterproof backing)

PHYSICAL CHARACTERISTICS	Standard	Unit	GREI 5	GREI 8	Tolerance
Thickness <sup>(1)</sup>	EN 12431	mm	5	8	± 10%
Length	EN 822	m	5,00		± 3%
Width (including 4 cm overlapping band)	EN 822	m	1,04		± 0,8%
Backing superficial weight	EN 13859-1	g/m <sup>2</sup>	90 / 110 PTB		± 5%
Mass per unit area	EN 1602	kg/m <sup>2</sup>	2,40	2,90	± 10%
Colour			gray		

ACOUSTIC CHARACTERISTICS	Standard	Unit	GREI 5	GREI 8	Tolerance
Dynamic stiffness s <sup>1</sup>	EN 29052-1	MN/m <sup>3</sup>	26	17	± 5
Dynamic stiffness (dry application) <sup>(2)</sup>		MN/m <sup>3</sup>	≤ 15	≤ 11	
Impact sound pressure level attenuation ΔLw laboratory test <sup>(3)</sup>	EN ISO 10140 EN ISO 717-2	dB	23	24	

TECHNICAL CHARACTERISTICS	Standard	Unit	GREI 5	GREI 8	Tolerance
Compressibility c	EN 12431	mm	≤ 1,4	≤ 1,3	
Creep deformation at time Xct - 10 years	EN 1606	mm	1,70	2,0	
Strain at time ε <sub>t</sub> - 10 years			≤ 24%	≤ 20%	
Thermal conductivity coefficient λ	EN 12667	W/m K	0,067		
Water vapour diffusion resistance factor μ	EN 12086		10 / 5000 PTB		
Water vapour trasmission Sd	EN 12086	m	0,05/ 10 PTB		
Reaction to fire	EN 13501-1		E <sub>fl</sub>		

## PACKING AND STORING

Each pallet is wrapped and protected with waterproof polythene film. Inside storage is required protected from rainfall.

## NOTES

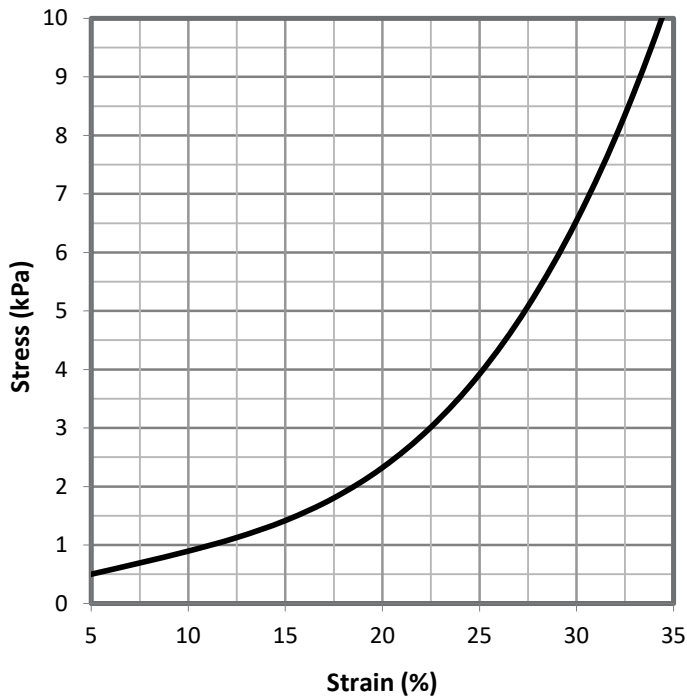
<sup>(1)</sup> Product thickness measured according to norm EN 12431 equal to the value of "Thickness under load dB (50 kPa → 2 kPa)"

<sup>(2)</sup> Measurement executed in deviation from norm EN 29052-1, without applying plaster on the test sample

<sup>(3)</sup> Test report Grei 5 N° 37150-01 at IENGF (Italy); Grei 8 n° 183/2012LA at DII UNIPD (Italy)

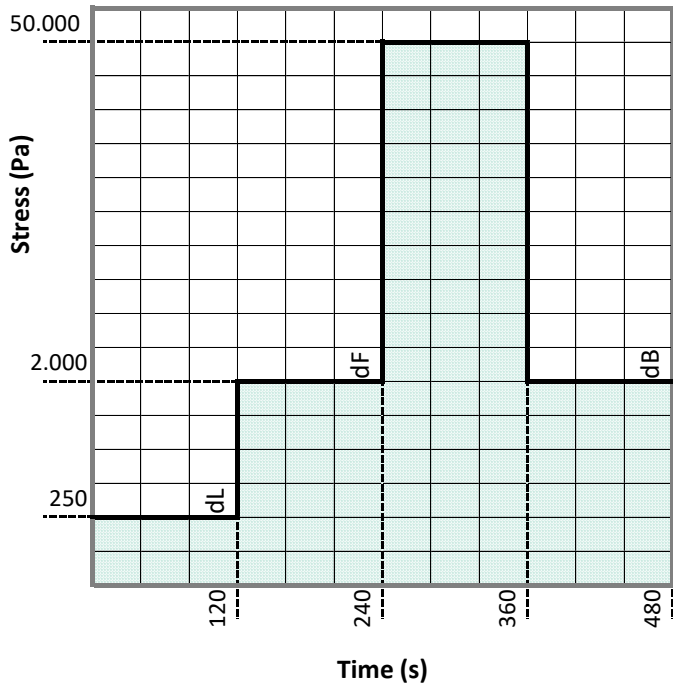
The suggestions and technical information given above represent our knowledge regarding the properties and the product's uses. ISOLGOMMA reserve the right to modify or update this data without prior notice. This document is the property of ISOLGOMMA and all rights are therefore reserved.

COMPRESSION BEHAVIOR - EN 826



	Unit	$\sigma_{10}$	Tolerance
GREI 5 GREI 8	kPa	≥ 0,8	± 10%

THICKNESS AND COMPRESSIBILITY - EN 12431



	Unit	dL	dF	dB	Tolerance
GREI 5 GREI 8	mm	7,3 9,6	6,3 8,7	5,9 8,3	± 10%

INSTALLATION INSTRUCTIONS



Apply the adhesive strip to the wall and floor with particular attention in the corners



Install the acoustic mat with rubber granules facing down



Joint two adjacent mats using the pre-built adhesive tape and following the dashed lines



Build the screed



Install the floor finishing (ceramic or wood)



Cut the exceeding part of the edging strip